



### District Report Card: 2017


<b>State:</b> Delhi	<b>District:</b> South West Delhi
<b>Class:</b> 3	<b>Subject:</b> Mathematics
<b>Schools:</b> 61	<b>Students:</b> 1199


### Participation/Coverage


#### Students

<b>GENDER</b> 	Boys		Girls	
	Number	%	Number	%
	587	48.96	612	51.04

<b>AREA</b> 	Rural		Urban	
	Number	%	Number	%
	410	34.20	789	65.80

<b>CATEGORY</b> 	SC		ST		OBC		GEN	
	Number	%	Number	%	Number	%	Number	%
	141	11.76	8	0.67	87	7.26	963	80.32

<b>CWSN</b> 	LD	VI	HI	S&LD	ID	Oth
	1	1	0	0	2	2

<b>Management</b> 	Government		Government-aided	
	Number	%	Number	%
	1168	97.41	31	2.59

### Average Performance of Students in Mathematics (%)

Overall	Gender		Area		Management		Social Group			
	Male	Female	Rural	Urban	Govt.	Aided	SC	ST	OBC	GEN
53.36	52.04	54.62	52.46	53.82	53.60	44.09	52.81	50.00	53.64	53.44

## Performance on Learning Outcomes (LOs)

Learning Outcomes	Description	Average Performance(%)
M301	Reads and writes numbers up to 999 using place value	49.59
M302	Compares numbers up to 999 based on their place values	56.55
M303	Solves simple daily life problems using addition and subtraction of three digit numbers with and without regrouping	44.28
M304	Constructs and uses the multiplication facts (up till 10) in daily life situations	52.96
M305	Analyses and applies an appropriate number operation in the situation/ context	48.37
M306	Explains the meaning of division facts by equal grouping/sharing and finds it by repeated subtraction	49.29
M309	Identifies and makes 2D-shapes by paper folding, paper cutting on the dot grid, using straight lines etc.	75.95
M311	Fills a given region leaving no gaps using a tile of a given shape	38.69
M312	Estimates and measures length and distance using standard units like centimeters or meters & identifies relationships	30.73
M317	Reads the time correctly to the hour using a clock/watch	67.56
M318	Extends patterns in simple shapes and numbers	47.75
M319	Records data using tally marks, represents pictorially and draws conclusions	68.39

Range of Performance of Students who Answered Correctly							
Below 30%		30% - 50%		50% - 75%		Above 75%	
Number	%	Number	%	Number	%	Number	%
182	15.18	359	29.94	457	38.12	201	16.76

## Lowest Performing Learning Outcomes (LOs)

- 1 - Estimates and measures length and distance using standard units like centimeters or meters & identifies relationships (30.73)
- 2 - Fills a given region leaving no gaps using a tile of a given shape (38.69)
- 3 - Solves simple daily life problems using addition and subtraction of three digit numbers with and without regrouping (44.28)
- 4 - Extends patterns in simple shapes and numbers (47.75)
- 5 - Analyses and applies an appropriate number operation in the situation/ context (48.37)